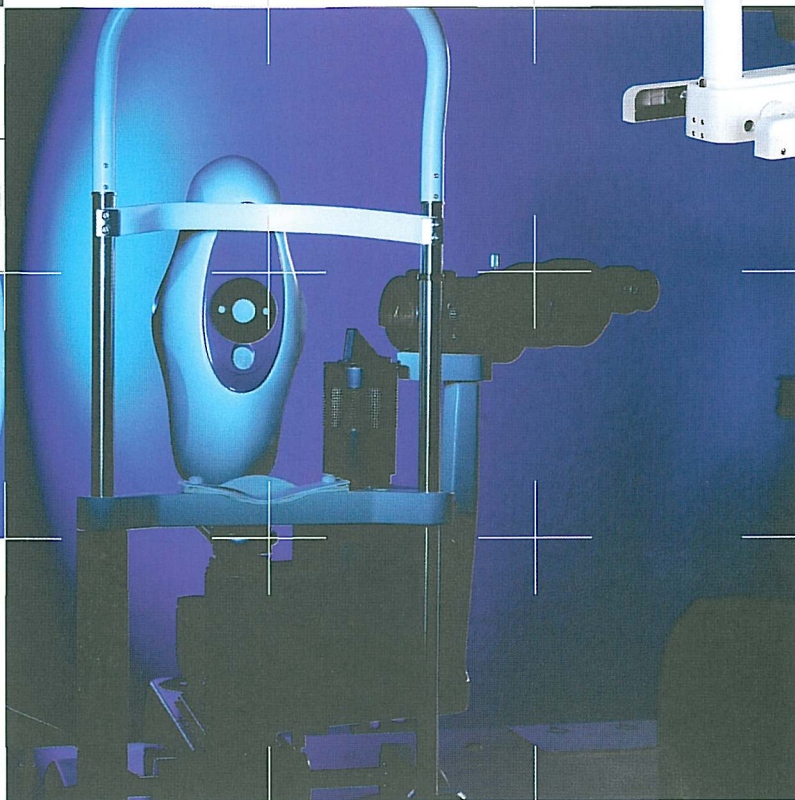
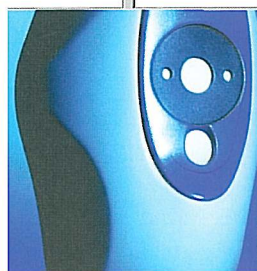
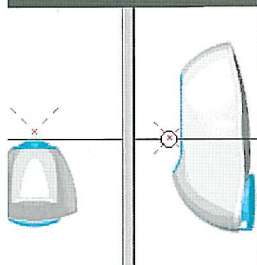

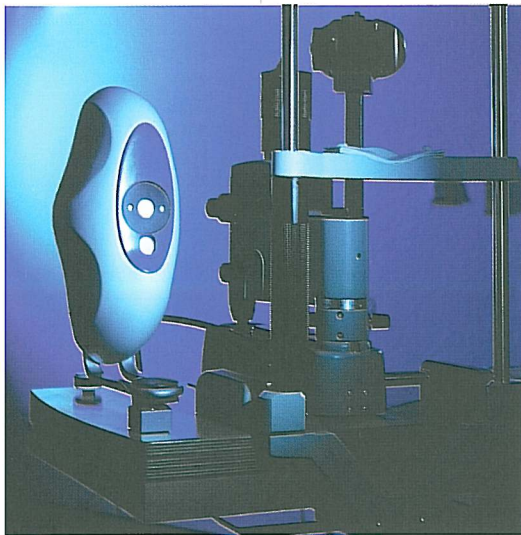


OCULUS PACHYCAM



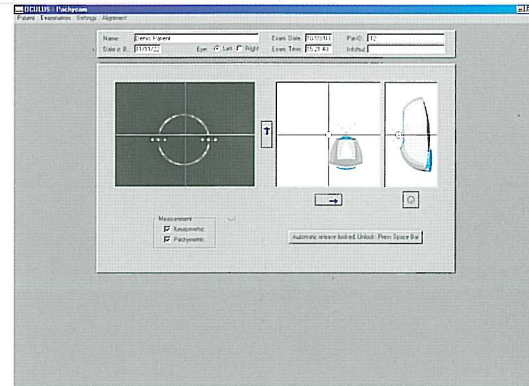
OCULUS PACHYCAM



Anterior Segment Analysis

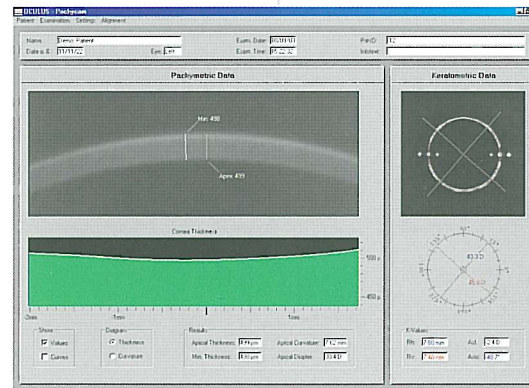
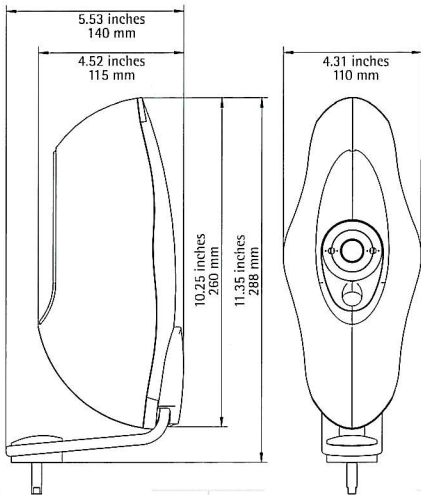
The Oculus Pachycam is the first non-contact pachymeter with built-in keratometer.

Additionally it provides a horizontal Scheimpflug image for a quick orientation.



Parameters

- optical pachymetry
- built-in keratometer
- non-contact
- horizontal Scheimpflug image
- slit lamp mountable
- compact, lightweight, portable (app. 2 lbs/1 kg)
- easy to use with automatic measuring release
- highly accurate pachymetry due to optical corrected measurement



Oculus is certified by TÜV according to ISO9001/EN46001


CE According to Medical Device Directive 93/42/EEC

www.oculus.de

Oculus Inc.
P.O. Box 1007 • 18902 NE 150th Street
Woodinville • WA 98072-1007
Toll free ++1-888-284-8004
Fax ++1-425-867-1881
e-mail: sales@oculususa.com
www.oculususa.com

OCULUS
Optikgeräte GmbH
Postfach • D-35549 Wetzlar
e-mail: sales@oculus.de
Tel. ++49-641-2005-0
Fax ++49-641-2005-295

OCULUS Vertriebsges.mbH
A-7501 Spitzzicken 77
e-mail: office@oculus.at
Tel. ++43-3352-338-67
Fax ++43-3352-338-68



We focus on progress