

Patient ID:

Name:

History:

Comment(s):

GLA02

[B] Glaucoma Suspect

25/10/1940 69year 7month (Male)

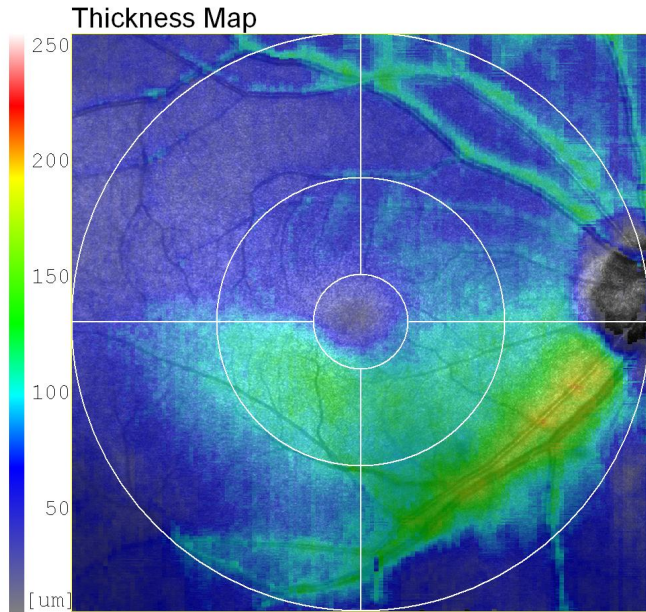
OCT Setting: MACULA MAP Y-X(9.0mm x 9.0mm[512 x 128]) Eye: Both



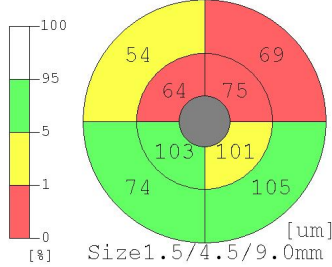
Glaucoma	S/N	Version(F/S)	Date	SSI	SLO	Focus[D]	Ref[D]
R	210034	10101/1.00.01	06/01/2010 17:12:34	9/10	Wide	+0.00	+0.00

S/N	Version(F/S)	Date	SSI	SLO	Focus[D]	Ref[D]
L	210034	10101/1.00.01	06/01/2010 17:14:52	9/10	Wide	+0.00

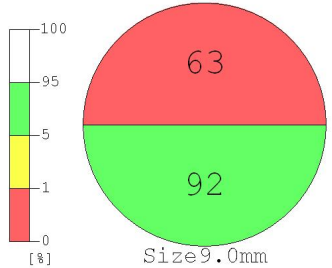
R



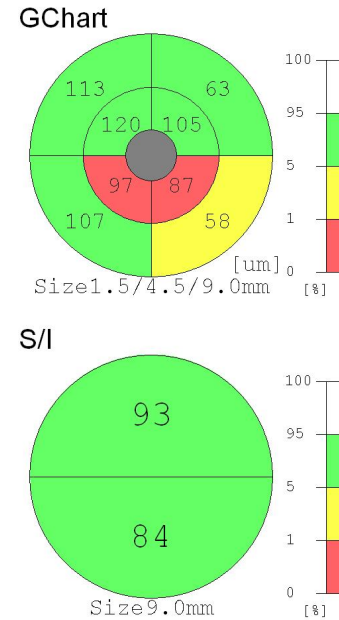
GChart



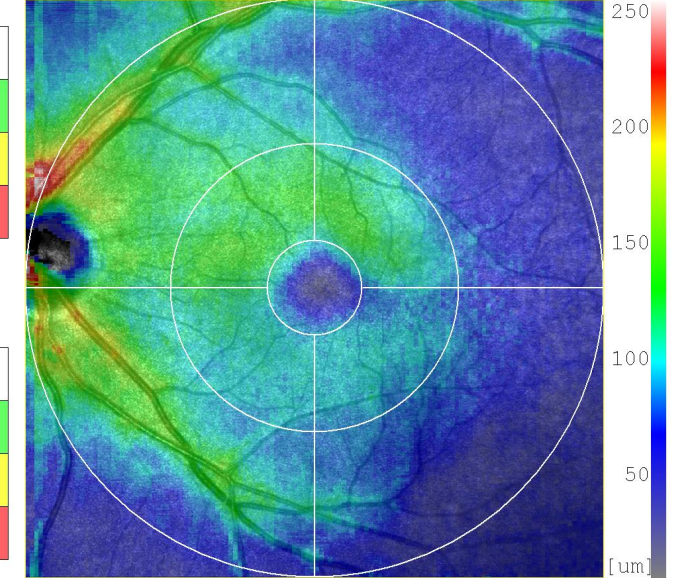
S/I



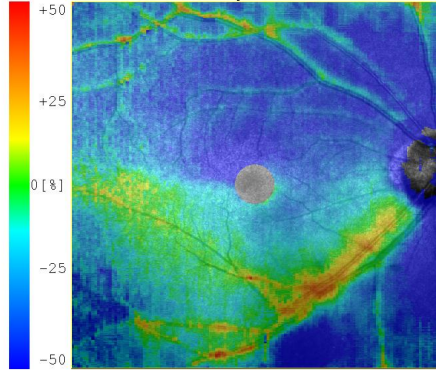
L



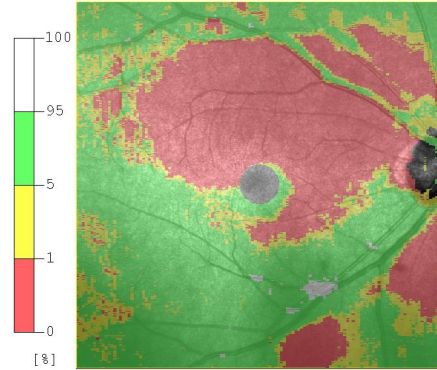
Thickness Map



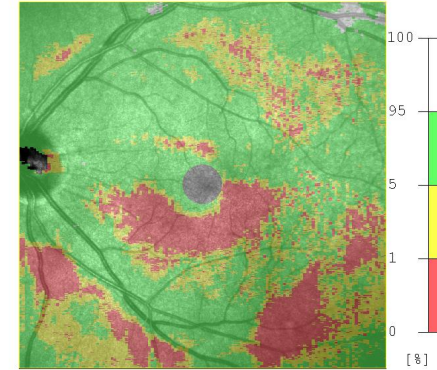
Deviation Map



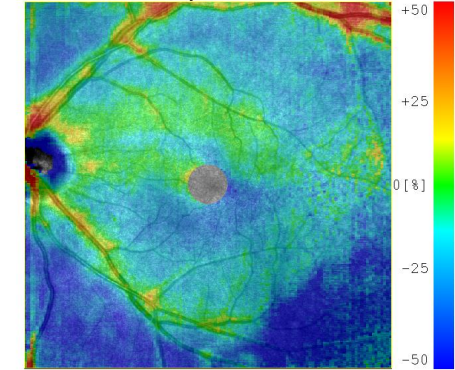
Normative Database



Normative Database



Deviation Map



Signature:

NAVIS-EX 1.2.0.3
 Page: 1/1
 Create Date: 25/05/2010

